



APPROVAL SHEET
FOR
MAGNETIC BUZZER

常州富鸿达电子有限公司

CHANG ZHOU FHD ELECTRONICS CO., LTD.

CLUE No.:

MODEL No.: BM7525S-0327-16

OUR PART No.: 119-752527-00

DOCUMENT No.: FESG-00014-A0

CUSTOMER	APPROVED	CHECKED

Add: Xujia Industrial Park, ZhenLu Town, Changzhou City, Jiangsu China.

江苏省常州市天宁区郑陆镇工业大道2号

Tel: +86-519-83822009

Fax: +86-519-88739926

Email: sales@czfhd.com;

<http://www.c>

Specification for Electro-Magnetic Buzzer (SMD Type)			Page 2 of 7		
			Des.		Chk.
Model No.:	BM7525S-0327-16	Part No.	119-752527-00	Chen Hong	
				8/18/2021 8/18/2021	

1. Document revision history

修改时间	版本	修改页次	修改内容	确认人

Specification for Electro-Magnetic Buzzer (SMD Type)				Des.	Page 3 of 7 Chk.
				Chen Hong 8/18/2021	8/18/2021
Model No.:	BM7525S-0327-16	Part No.	119-752527-00		

2. Technical Parameter

Measuring condition

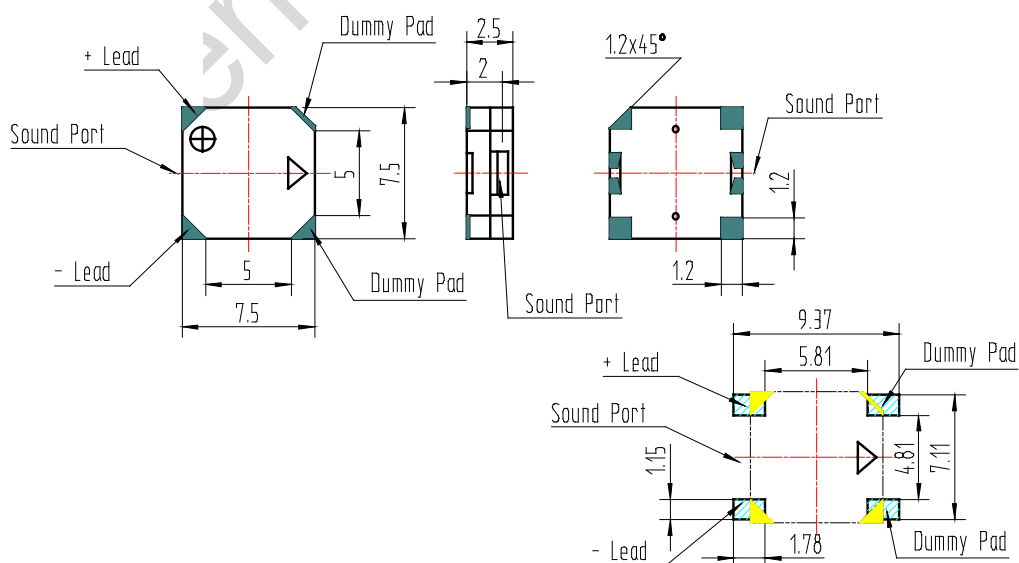
Part shall be measured under a condition (Temperature: 5~35°C, Humidity: 45%~85%R.H., Atmospheric pressure: 860 ~1060hPa) unless the standard condition (Temperature: 25±3°C, Humidity: 60±10%R.H. Atmospheric pressure: 860 ~1060hPa) is regulated to measure.



1	Rated Voltage	3.6Vo-p
2	Operating Voltage	2.5~4.5Vo-p
3	Rated Current	Max.100mA ,at 2700Hz 50% duty Square Wave 3.6Vo-p
4	Sound Output at 10cm	Min. 82dB,at 2700Hz 50% duty Square Wave 3.6Vo-p
5	Coil Resistance	16 ± 3Ω
6	Resonant Frequency	2700Hz
7	Operating Temperature	-20°C ~ +70°C
8	Store Temperature	-40°C ~ +85°C
9	Net Weight	Approx 0.3g
10	RoHS	Yes

3. Dimensions

Unit: mm



*Unit: mm; Tolerance: ± 0.3mm Except Specified

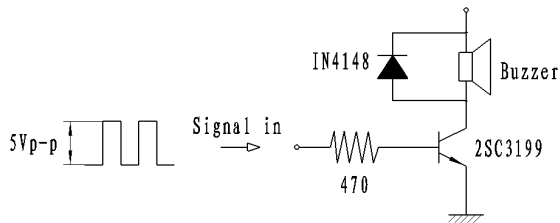
*Housing Material: Black LCP

*Terminal plate: 3 soldering pads, tin Plating Brass

Specification for Electro-Magnetic Buzzer (SMD Type)				Page 4 of 7	
				Des.	Chk.
Model No.:	BM7525S-0327-16	Part No.	119-752527-00	Chen Hong	
				8/18/2021	8/18/2021

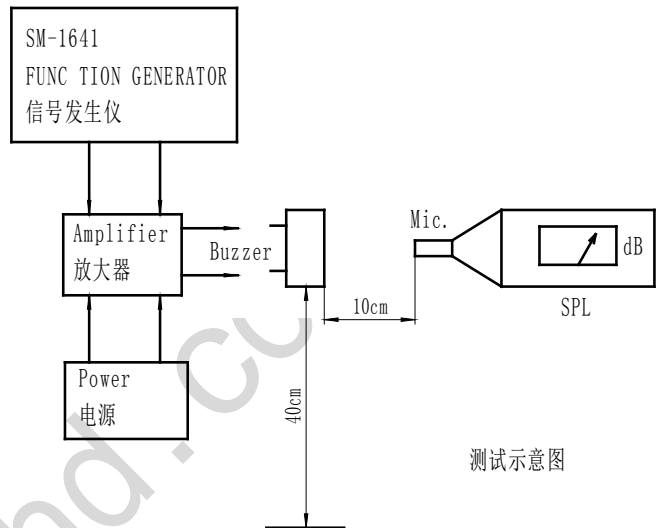
4. Electrical And Acoustical Measuring Condition

Recommended Driving Circuit



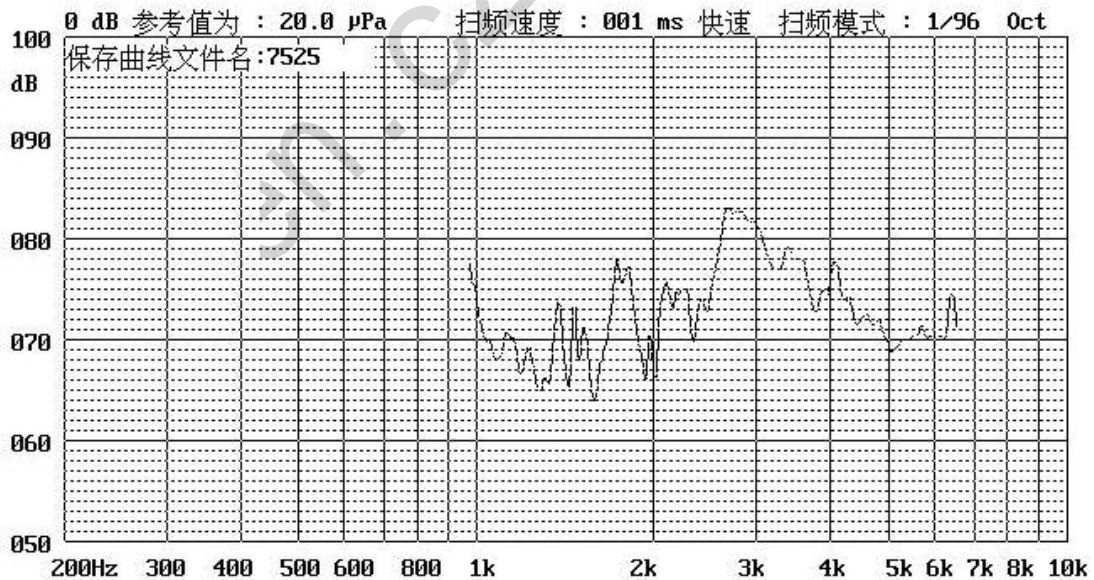
Resonant frequency, 1/2 duty cycle. Square wave.
Signal amplitude should be large enough to saturate the transistor.

Recommended Setting



测试示意图

5. Frequency Response



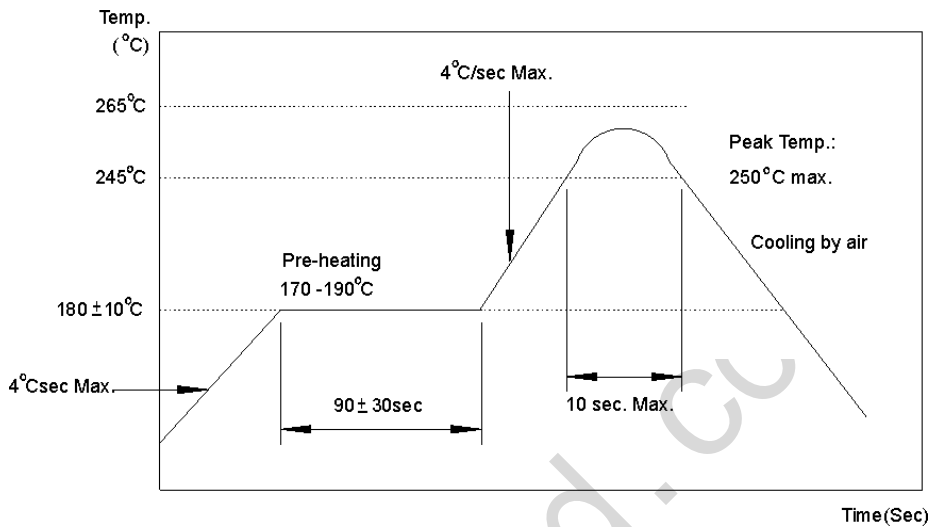
3.6Vo-p 50% duty Square wave, 10cm

		Specification for Electro-Magnetic Buzzer (SMD Type)		Des.	Page 5 of 7 Chk.
				Chen Hong 8/18/2021	8/18/2021
Model No.:	BM7525S-0327-16	Part No.	119-752527-00		

6. Surface mounting condition

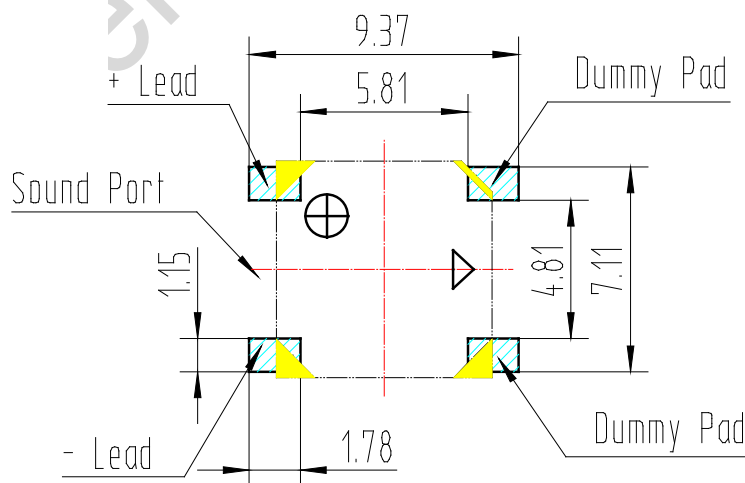
6.1 Reflow soldering

Recommendable reflow soldering condition is as follows.



- Note:** (1) In automated mounting of the SMD sound transducers on PCB, any bending, expanding and pulling forces or shocks against the SMD sound transducers shall be kept minimum to prevent them from electrical failures and mechanical damages of the devices.
- (2) In the reflow soldering, too high soldering temperatures and too large temperature Gradient such as rapid heating or cooling may cause electrical failures and mechanical damages of the devices.

6.2 Soldering pattern



		Specification for Electro-Magnetic Buzzer (SMD Type)			Page 6 of 7
				Des.	Chk.
Model No.:	BM7525S-0327-16	Part No.	119-752527-00	Chen Hong	
				8/18/2021	8/18/2021

7. Reliability Test

After any following tests the part shall meet specifications without any degradation in appearance and performance except SPL. SPL shall not deviate more than -10 dB from the initial value

7.1 Ordinary Temperature Life Test

The part shall be subjected to 96 hours at $25 \pm 10^\circ\text{C}$. Input rated voltage Resonant frequency, 1/2 duty Square wave.

7.2 High Temperature Test

The part shall be capable of with standing a storage temperature of $+85^\circ\text{C}$ for 96 hours.

7.3 Low Temperature Test

The part shall be capable of with standing a storage temperature of -40°C for 96 hours.

7.4 Humidity Test

Temperature: $+40^\circ\text{C} \pm 3^\circ\text{C}$ Relative Humidity: 90%~95% Duration: 48 hours and expose to room temperature for 6 hours

7.5 Temperature Shock Test

Temperature: 60°C /1hour \rightarrow 25°C /3hours \rightarrow -20°C /1hour \rightarrow 25°C /3hours (1cycle)
Total cycle: 10 cycles

7.6 Drop Test

Standard Packaging From 75cm (Drop on hard wood or board of 5cm thick, three sides, six plain.)

7.7 Vibration Test

Vibration: 1000cycles /min. Amplitude: 1.5mm, Duration: 1 hour in each 3 axes

7.8 Reflow Test

Use recommendable reflow soldering condition (as shown in 6.1)

- (1) No abnormality should be found after reflow
- (2) Good soldering to meet soldering requirements

Note:

As this product is not protected from foreign material entering, please make sure that any foreign materials (e.g. magnetic powder, washing solvent, flux, corrosive gas) do not enter this product in your production processes. The functional degradation (e.g. SPL down) may occur if foreign material enter it.

Specification for Electro-Magnetic Buzzer (SMD Type)			Des.	Page 7 of 7 Chk.
			Chen Hong 8/18/2021	8/18/2021
Model No.:	BM7525S-0327-16	Part No.	119-752527-00	

8. Packing

包装要求	编带包装：详见图纸要求 外箱料号：F6-005；外箱尺寸 35*32*36cm 内盒料号：F6-054；内箱尺寸 76*45.5cm 载带料号：F6-S75251；上封带：F6-SF133 每个载盘用一个大 PE 袋装好再放入内盒；PE 袋料号：F6-610		
唛头要求	内盒： 按客户订单	外箱： 按客户订单	

